

MEETING NOTICE-WEST NEWBURY
FINANCE COMMITTEE

REC'D W. NEWBURY CLERK
23 MAR 2 AM 10:04

Date & Time: Wednesday March 8, 2023, immediately following joint meeting of Pentucket School Committee and three Pentucket towns' (West Newbury, Groveland, Merrimac) Select Boards and Finance Committees
Location: Pentucket Regional Middle/High School, Room #1012
By: Chris Wile, Chairman

AGENDA

1. Call to Order
2. Public Comment.
3. Approval of Minutes
Meeting of February 22, 2023, and meeting of March 1, 2023
4. Review and discuss proposed FY24 Pentucket Regional School District budget for spring Town Meeting to be held on April 24, 2023.
5. Town Manager updates. -A.J.
6. Communications.
7. Schedule of future Finance Committee meeting dates.
 - March 15, 2023 at 6:00 pm- Finance Committee.
 - March 22, 2023 at 6:00 pm- Finance Committee.
8. Other upcoming non-Finance Committee meetings related to Budget and Town Meeting articles:
 - March 6, 2023 at 7:30 pm – Conservation Commission meeting including continued review of potential proposed Wetlands Bylaw
 - March 7, 2023 at 7:00 pm – Planning Board public hearing regarding proposed Zoning Bylaw amendments (incl. proposed Zoning Recodification, and proposed Solar Bylaw amendments)
 - March 13, 2023 at 7:00 pm – Select Board meeting including review of proposed Water Articles and FY24 operating budget; and including review of proposed FY24 Whittier Tech operating budget
 - March 16, 2023 at 7:00 pm – Affordable Housing Trust public listening session regarding proposed Affordable Housing Trust Action Plan
9. Adjournment



**Town of West Newbury Finance Committee
FY24 Budget Meeting Schedule – Updated
2/17/23**

*All meetings **except for March 8th** will be in the 1910 Building
381 Main Street, West Newbury, MA
Hearing Room 1*

REC'D W. NEWBURY CLERK
'23 FEB 17 PM 4:05

<u>Date/Time</u>	<u>Departments/Topics To Be Reviewed</u>	
Wednesday, Feb. 15 th 6pm	Moderator Select Board Finance Department Board of Assessors Legal Counsel	Council on Aging Debt Service Essex County Retirement Unemployment Compensation OPEB
Wednesday, Feb. 22 nd 6pm	Board of Health Conservation Commission Planning Board Open Space Committee Bandstand	Cultural Council Historical Commission Town Clerk Board of Registrars/Elections Veterans' Services
Wednesday, March 1 st 6pm	DPW Inspectional Services Board of Appeals Parks & Rec Commission	Community Preservation Comm Mill Pond Committee Health Insurance
Wednesday, March 8 th Location: Middle/High School ¹	Education	
Wednesday, March 15 th 6pm	Library Police Department Fire Department Dispatch	Emergency Management Agency Water Transfers to Stabilization
Wednesday, March 22 nd 6pm	Town Manager Finance Committee Animal Control Harbormaster	Insurance and Bonds COLA Medicare (FICA) Revenue Projections

Please note: *The order that topics are listed are not necessarily the order they will be reviewed. The Finance Committee Chairperson reserves the right to take up items out of order. The Committee will consider proposed Town Meeting warrant articles at the time that the article sponsor(s) appear before the Committee for review of proposed operating budgets.*

¹ *March 8th meeting expected to be at Pentucket Middle/High School, immediately following the Pentucket School Committee meeting (starting at 6pm). The meeting will take place in the Middle/High School main office, Room #1012.*

Posted Corrected Schedule on 2/17/2023 at the Town Offices and the Town's Official Website www.wnewbury.org

Town Manager

From: Bartholomew, Justin <jbartholomew@prsd.org>
Sent: Monday, February 27, 2023 12:48 PM
To: Carol McLeod - Finance; Rebecca Oldham; Town Manager
Cc: Greg Labrecque; Christopher Markuns; Marianne Naffah
Subject: PRSD Budget Meeting for BoS & FinCom

Dear Carol, Rebecca, and Angus,

I would like to formally invite your respective Board of Selectmen (BoS) and Finance Committee (FinCom) members to a joint meeting of all three Pentucket Towns' BoS and FinComs on Wednesday, March 8th at 6PM in the Middle-High School.

On Tuesday, March 7th, the School Committee will likely have voted on a budget number for PRSD for FY24. Consequently, at the March 8th meeting, I will recount a small amount of information from prior meetings, give an update on what has happened since the January 24th meeting, discuss what PRSD can and cannot control, and also review the budget number that was approved by the School Committee the previous evening.

Our entire Senior Leadership Team will be present to answer questions that any of the BoS or FinCom members may have. As is always the case, the goal of this meeting is to ensure that everyone has correct and accurate information and can ask any questions they may have about the budget.

I am asking that you ask your respective members to attend that March 8th meeting so that we can have a productive dialogue about the PRSD budget.

Thank you as always!
~ Justin

--

Dr. Justin Bartholomew
Pentucket Regional School District
Superintendent of Schools
22 Main Street
West Newbury, MA 01985
978.363.2280 x132

The Right-To-Know Law provides that most e-mail communications, to or from School District employees regarding the business of the School District, are government records available to the public upon request. Therefore, this e-mail communication may be subject to public disclosure. This e-mail is intended solely for the person or entity to which it is addressed and may contain confidential and/or privileged information. Any review, dissemination, copying, printing, or other use of this e-mail by persons or entities other than the addressee is strictly prohibited. If you receive this e-mail in error, please notify the sender immediately and delete the material from any device.



PENTUCKET REGIONAL SCHOOL DISTRICT
Official Budget Website



MENU

- HOME
- IMPORTANT DATES
- HELPFUL DOCUMENTS
- MEETING RECORDINGS
- GLOSSARY OF TERMS
- FAQS
- NEWS
- CONTACT



SCHOOL COMMITTEE MEETING – VOTE TO APPROVE BUDGET

[« All Events](#)

SCHOOL COMMITTEE MEETING – VOTE TO APPROVE BUDGET

MARCH 7 @ 6:00 PM - 8:00 PM

[ADD TO CALENDAR](#)

DETAILS

VENUE



PENTUCKET REGIONAL SCHOOL DISTRICT
Official Budget Website



MENU

HOME IMPORTANT DATES HELPFUL DOCUMENTS MEETING RECORDINGS
GLOSSARY OF TERMS FAQs NEWS CONTACT



JOINT MEETING OF GROVELAND, WEST NEWBURY, AND MERRIMAC'S BOS AND FINANCE COMMITTEES

« All Events

JOINT MEETING OF GROVELAND, WEST NEWBURY, AND MERRIMAC'S BOS AND FINANCE COMMITTEES

MARCH 8 @ 6:00 PM - 8:00 PM

TOWN OF WEST NEWBURY



FY24 Operating Budget

	FY 2022	FY 2023	YTD thru 2/1/2023		FY 2024	FY 2024	Proposed Change		TM proposed	Proposed Change		FY 2024
	Expended	Approved	\$	%	DH/BCC	TM proposed	\$	%	/ SB referred	\$	%	FinCom rec.
	6/30/2022	5/14/2022	Percent of yr: 58.9%			2/6/2023			2/13/2023			
EDUCATION												
Pentucket Regional Sch Assessment	7,242,985	7,408,673	4,939,115	66.7%	7,705,020	8,038,620	629,947	8.5%	7,774,590	365,917	4.9%	3/8/2023
Pentucket Capital Assessment	1,196,556	835,497	821,881	98.4%	1,232,822	1,123,071	287,574	34.4%	1,123,070	287,573	34.4%	
Pentucket Assessment Page Phase II	493,338	485,238	323,492	66.7%	485,238	479,838	(5,400)	-1.1%	479,838	(5,400)	-1.1%	
304 Total Pentucket	8,932,879	8,729,408	6,084,489	69.7%	9,423,080	9,641,529	912,121	10.4%	9,377,498	648,090	7.4%	-

Notes

TM and SB budget UPDATED based on proposed Pentucket budget amounts received on March 2, 2023.

RECEIVED

MAR 03 2023

TOWN MANAGER
TOWN OF WEST NEWBURY

FY24 Town Assessments

Pentucket Regional School District Operating and Capital Assessment Worksheet for FY24

General Fund Budget	\$	50,320,090
Operating	\$	44,657,522
District Wide Capital	\$	4,659,854
Town Specific Capital	\$	1,002,714

Town Assessment Calculations	Two Step Methodology
-------------------------------------	-----------------------------

Operating Budget	\$	44,657,522
Revenue In	\$	15,440,105
Amount Assessed to Towns	\$	29,217,417

Minimum Contributions- DOE

Groveland	7,848,340
Merrimac	7,031,799
West Newbury	5,668,857
Total	20,548,996

Amount Above Minimum

Total Assessment To Towns	\$	29,217,417
Total Minimum Contributions	\$	20,548,996
Difference (Assessment- Total Minimum)	\$	8,668,421

Per Pupil Assessment	Actual ratio
-----------------------------	---------------------

	Difference	Enrollment	2 Town %	3 Town %	Total Above Minimum		
Groveland	\$ 8,668,421	X	0.52347	0.39631	=	\$	3,435,382
Merrimac	\$ 8,668,421	X	0.47653	0.36077	=	\$	3,127,306
West Newbury	\$ 8,668,421	X		0.24292	=	\$	2,105,733
Total			1.000000	1.000000		\$	8,668,421

Minimum + Percentage Above Minimum = Local Assessment
--

Groveland	\$	7,848,340	+	\$	3,435,382	\$	11,283,722
Merrimac	\$	7,031,799	+	\$	3,127,306	\$	10,159,105
West Newbury	\$	5,668,857	+	\$	2,105,733	\$	7,774,590
Total	\$	20,548,996		\$	8,668,421	\$	29,217,417

District Wide Capital Assessment

Three Town Debt Service	\$	4,623,354
Two Town Debt Service	\$	36,500
State Construction Aid	\$	-
Amount Assessed to Towns	\$	4,659,854

	<u>FY 23 Total Capital Assessment</u>	<u>FY 24 Three Town Capital Assessment</u>	<u>FY 24 Two Town Capital Assessment</u>	<u>FY 24 Total Capital Assessment</u>
Groveland	\$ 1,793,158	\$ 1,832,300	\$ 19,107	\$ 1,851,407
Merrimac	\$ 1,634,341	\$ 1,667,984	\$ 17,393	\$ 1,685,377
West Newbury	\$ 1,232,822	\$ 1,123,070		\$ 1,123,070
Total	\$ 4,660,321	\$ 4,623,354	\$ 36,500	\$ 4,659,854

Town Specific Capital Assessment

	<u>FY24 QECB Debt Service</u>	<u>FY24 QECB Subsidy</u>	<u>FY24 G.O. Debt Service</u>	<u>FY24 Total Town Specific Capital Assessment</u>
Groveland	\$ 92,563	\$ (13,192)	\$ 327,807	\$ 407,178
Merrimac	\$ 110,446	\$ (15,148)	\$ 20,400	\$ 115,698
West Newbury	\$ 131,213	\$ (18,660)	\$ 367,285	\$ 479,838
Total	\$ 334,222	\$ (47,000)	\$ 715,492	\$ 1,002,714

FY 24 Total Town Assessment

	<u>FY 24 Operating Assessment</u>	<u>FY 24 DW Capital Assessment</u>	<u>FY 24 Town Specific Capital Assessment</u>	<u>FY 24 Total Assessment</u>
Groveland	\$ 11,283,722	\$ 1,851,407	\$ 407,178	\$ 13,542,307
Merrimac	\$ 10,159,105	\$ 1,685,377	\$ 115,698	\$ 11,960,180
West Newbury	\$ 7,774,590	\$ 1,123,070	\$ 479,838	\$ 9,377,498
Total	\$ 29,217,417	\$ 4,659,854	\$ 1,002,714	\$ 34,879,985

PRSD FY24 Budget Assessments			
General Fund Budget of \$50,320,089.99			
		Proposed	
	FY23	FY24	
	Assessment	Assessment	Difference
Groveland	\$ 12,391,678	\$ 13,542,307	\$ 1,150,629
Merrimac	\$ 10,912,650	\$ 11,960,180	\$ 1,047,530
West Newbury	\$ 9,126,733	\$ 9,377,498	\$ 250,765
Total	\$ 32,431,061	\$ 34,879,985	\$ 2,448,924

FY2024 Preliminary Cherry Sheet Estimates
Pentucket

PROGRAM	FY2023 Cherry Sheet Estimate	FY2024 Governor's Local Aid Proposal	FY2024 HWM Budget Proposal	FY2024 SWM Budget Proposal	FY2024 Conference Committee
Education Receipts :					
Chapter 70	13,385,162		13,453,802		
Charter Tuition Reimbursement	158,706		144,293		
Regional School Transportation	641,806		646,053		
Offset Receipts :					
School Choice Receiving Tuition	90,000		40,000		
Total Estimated Receipts	14,275,674		14,284,148		
Estimated Charges :					
Special Education	1,329		19,522		
School Choice Sending Tuition	336,834		275,166		
Charter School Sending Tuition	595,064		655,583		
Total Estimated Charges	933,227		950,271		
Total Receipts Less Charges :					
Net Receipts	13,342,447		13,333,877		

Revenue

	<u>FY24 Projected</u>
Chapter 70	\$13,453,802
Transportation	\$646,053
Medicaid Reimbursement	\$125,000
Interest Income	\$50,000
Misc Receipts	\$20,000
Excess and Deficiency	\$1,098,250
Treasury Subsidy	\$47,000
	<hr/> <u>\$15,440,105</u> <hr/>


Massachusetts Department of Elementary and Secondary Education

FY24 Chapter 70 regional district summary

LEA	District	Town ID	Member city or town	Foundation enrollment	Foundation budget	Required contribution	Chapter 70 Aid	Required net school spending
745	Pentucket	116	Groveland	895	10,941,197	7,848,340		
745	Pentucket	180	Merrimac	818	10,006,462	7,031,799		
745	Pentucket	329	West Newbury	575	7,034,483	5,668,857		
745	Pentucket	999	Total	2,288	27,982,142	20,548,996	13,453,802	34,002,798



Joint Meeting of Board of Selectmen & Finance Committees



January 24, 2023

INTRODUCTIONS

Why this format for a presentation?

- March 1st - Timeline shifting because of how late assessment letters will go out
 - Even in a normal year - information changes from 1st meeting to last

Review of Last Meeting

ACADEMICS

Pentucket's D.A.R.T. Districts



- Grafton
- Hamilton-Wenham (Regional)
- Hanover
- King Philip
- Longmeadow
- Masconomet (Regional)
- Newburyport
- North Reading
- Sandwich
- Amesbury
- Georgetown
- Triton (Regional)

ELA MCAS performance compared to 12 DART Districts



2017

Place in % Proficient **13th**
Place in SGP **13th**
Place in Scaled Score **13th**

2022

Place in % Proficient **10th**
Place in SGP **8th**
Place in Scaled Score **9th**

Math MCAS performance compared to 12 DART Districts



2017

2022

Place in % Proficient	13th
Place in SGP	12th
Place in Scaled Score	13th

Place in % Proficient	8th
Place in SGP	4th
Place in Scaled Score	7th

Worth revisiting...



In 2018 - the Pentucket schools were in the **43%** of all schools in Massachusetts for overall accountability performance.

In 2022 - the Pentucket schools are now in the **64%** of all schools in Massachusetts.

Student to Teacher Ratios

This year and what it looks like in 23-24 if kept the same

Sweetsir & Donaghue

<u>FACILITY / GRADE</u>	<u># of Students</u>	<u># of Classroom Teachers</u>	<u>Avg. Class Size</u>	<u>Target Class Size</u>	<u>Actual Class Size vs. Target Class Size</u> <u>Over/Under</u>
<u>Sweetsir</u>					
Kindergarten (Est.)	69	3	23.00	18	-5.00
Grade 1	66	3	22.00	18	-4.00
Grade 2	55	3	18.33	18	-0.33
Total	190	9	21.11		
<u>Donaghue</u>					
Grade 3	60	3	20.00	21	1.00
Grade 4	66	3	22.00	21	-1.00
Grade 5	62	3	20.67	21	0.33
Grade 6	63	3	21.00	21	0.00
Total	251	12	20.92		

Bagnall

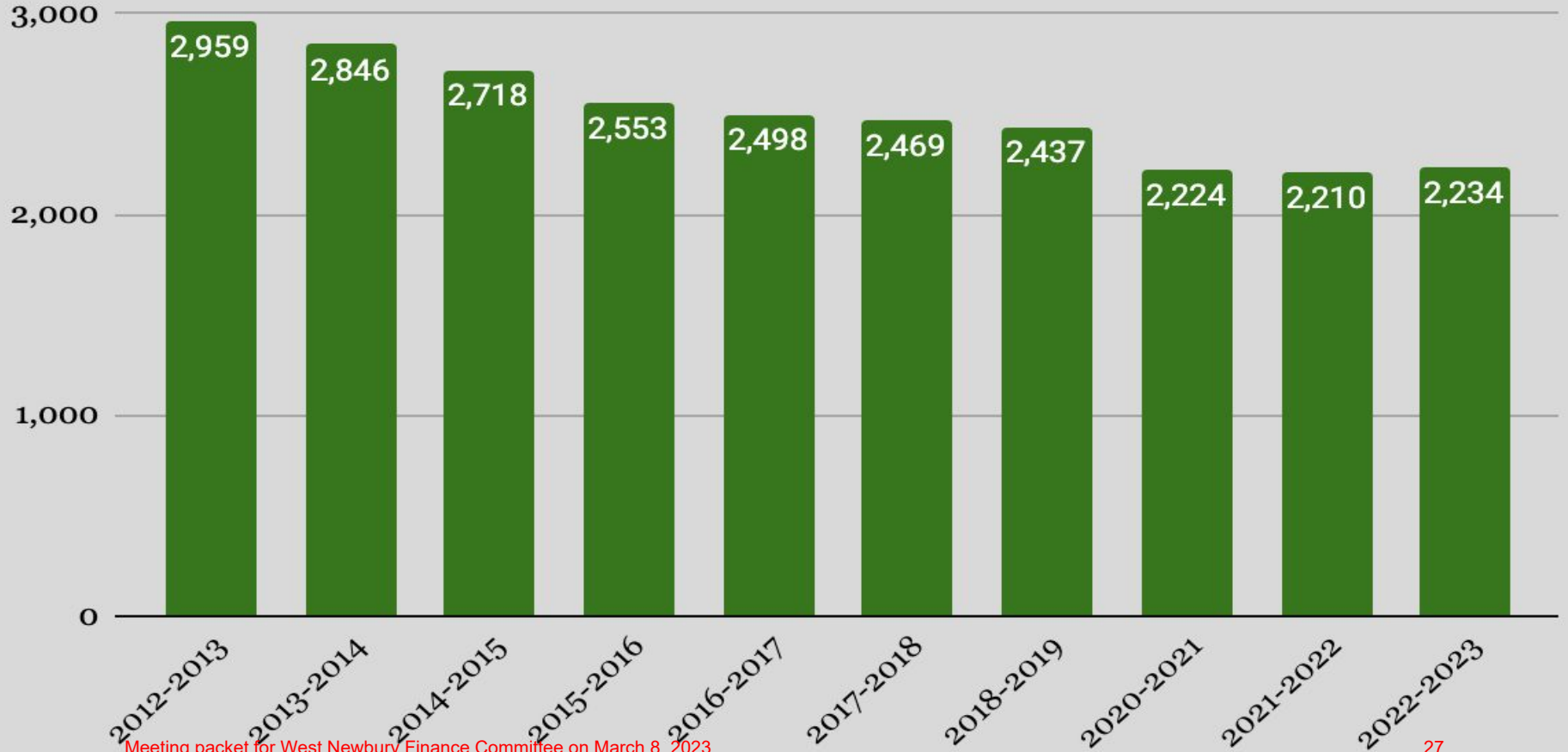
<u>FACILITY / GRADE</u>	<u># of Students</u>	<u># of Classroom Teachers</u>	<u>Avg. Class Size</u>	<u>Target Class Size</u>	<u>Actual Class Size vs. Target Class Size</u> <u>Over/Under</u>
<u>Bagnall</u>					
Kindergarten (Est.)	62	3	20.67	18	-2.67
Grade 1	81	4	20.25	18	-2.25
Grade 2	63	3	21.00	18	-3.00
Grade 3	64	3	21.33	21	-0.33
Grade 4	59	3	19.67	21	1.33
Grade 5	69	3	23.00	21	-2.00
Grade 6	51	2	25.50	21	-4.50
Total	449	21	21.38		

Page

<u>FACILITY /GRADE</u>	<u># of Students</u>	<u># of Classroom Teachers</u>	<u>Avg. Class Size</u>	<u>Target Class Size</u>	<u>Actual Class Size vs. Target Class Size</u> <u>Over/Under</u>
<u>Page</u>					
Kindergarten (Est.)	41	2	20.50	18	-2.50
Grade 1	43	2	21.50	18	-3.50
Grade 2	30	2	15.00	18	3.00
Grade 3	58	3	19.33	21	1.67
Grade 4	41	2	20.50	21	0.50
Grade 5	41	2	20.50	21	0.50
Grade 6	40	2	20.00	21	1.00
Total	294	15	19.60		

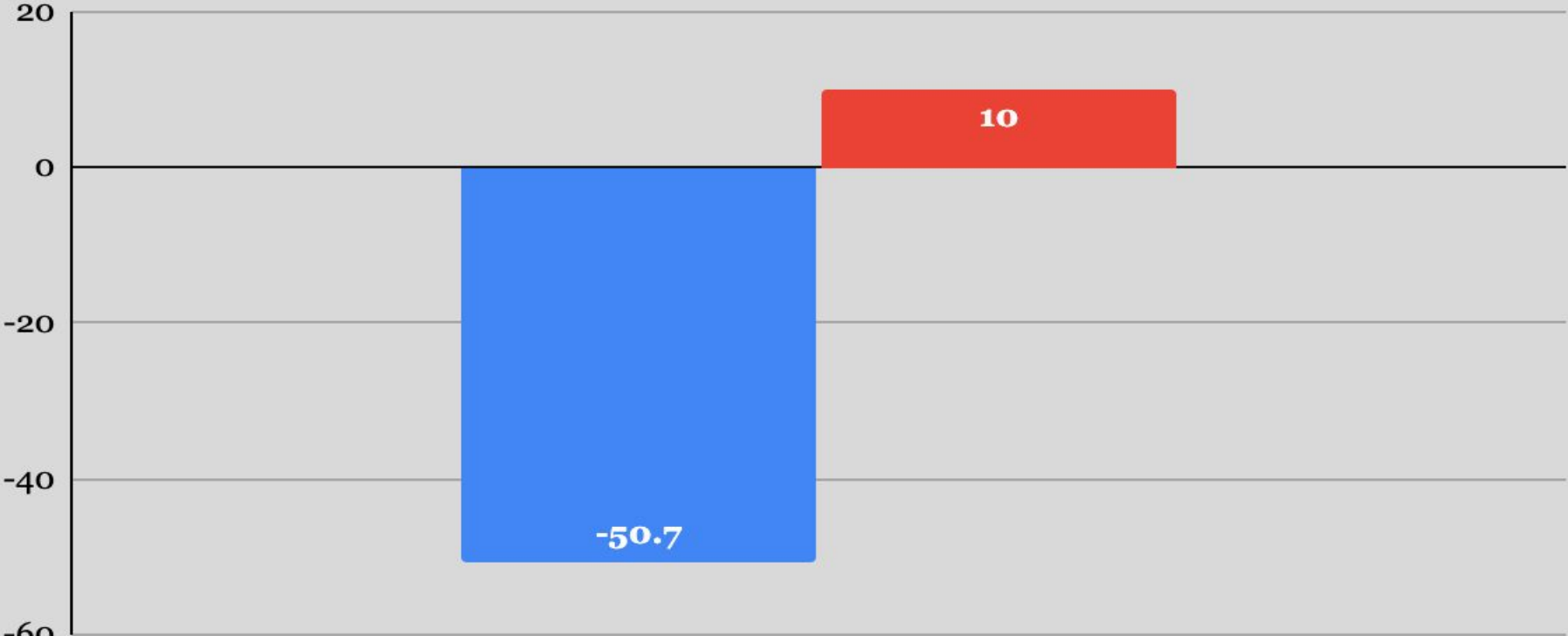
Why so much “red”?

PRSD Student Enrollment by Year



Teacher Losses/Gains Past 10 Years (Decrease of 725 students over this time period)

Classroom Teachers Special Education Teachers



Another way to think about that data



Over the last 10 years

- Student population has dropped by 725 students.
- To maintain balance, that should equate to a maximum of 36 classroom teaching positions cut (@ 20 students per teacher)
- PRSD has cut 50.7 teachers in that time

Over the last 5 years

- Student population has decreased by 203 students
- Balance would have been to cut 10 classroom teachers
- PRSD has cut 34.1 classroom teachers

That explains the red, what
about current and future?

Past 3 years



Over the past 3 years

- Student population has increased by 10 students (we have plateaued)
 - 2020-2021 - 2,224
 - 2021-2022 - 2,210
 - 2022-2023 - 2,234
- Last choice students are in 10th grade.
- Why was so much cut?
 - Stopped replacing retirees with new teachers
 - Trying to avoid override situation

Last year's cuts: Non-personnel



- MS/HS - reduction of \$45,864 for supplies
- Grade 6 - Not paying for 6th Grade Cedardale Trip
- Grade 7 - No longer pay for team building trips (\$28,000)
- District - Music - no longer paying for percussion contract (\$24,500)
- MS/HS - Reduction in all curricular & extracurricular programming offerings

Last Year's Cuts: Athletics Positions



- Freshmen Field Hockey
- JV2 Boys Soccer
- JV2 Girls Soccer
- JV Volleyball
- Freshmen Girls Basketball
- Freshmen Boys Basketball
- JV Wrestling
- Freshmen Baseball
- Freshmen Softball

Last Year's Cuts: Teachers



- Page - .4 Art Teacher
- Bagnall - 6th Grade Teacher
- Bagnall - Kindergarten Teacher
- MS - Nurse
- HS - English Teacher
- HS - Math Teacher
- HS/MS - .5 Chorus Teacher
- HS/MS - Art Teacher
- HS - Wellness Teacher
- HS - .2 Music Teacher
- Bagnall - Library Media Aide
- District - 2 Paraeducators
- Sweetsir - Kindergarten
- Sweetsir - 1st Grade
- MS - Science Teacher

Even with that, teacher cuts would have been worse, but we did the following to prevent really large class sizes...

How we prevented more cuts



- **Before and After School Program**
 - Increased by \$50/month (average)
 - Estimated \$100,000
- **Athletics**
 - Remove Cap & Double User Fees (waiver system still in place)
 - Estimated \$105,950
- **Stabilization funds**
 - Added one-time \$250,000
 - This starts us out **-\$250,000** for FY24

\$455,950

That's just over 7 teaching positions

Where are we now budgetarily with
FY24?

Budget Challenges We Do & Do Not Control

Budget challenges for which we have no control



- OSD's Operational Services Division 14% tuition increase
- Addition of Special Education teachers and related personnel
- Inflation (which we will all experience)
- Utility increases (which we will all experience)
- Student Opportunity Act (old song, but same issue)

Budget challenges we do control



- Classroom/Program Teaching Issues
 - Student to Teacher Ratios in the elementary
 - MSHS Programs (Arts, Business, Wellness, Robotics, Nursing)
- Updating necessary, expensive technology (switches and access points)
- Support Personnel
- Coaching Positions
- Cap on Athletic Fees
- Cost of fees for Before/After School Program
- DPH - Numerous complaints and loss of Medication Delegation

Worth mentioning...



- During the year, we have had to use funds to pay for teachers in district and to pay for students who have been placed out of district. This was not budgeted for in FY23, but has to appear in FY24.
- Being fiscally responsible is essential. Emptying a Town's "Free Cash" for "Project X" would be fiscally irresponsible. The same applies to a school district.

Big Question:
Will we need an override?

What the Governor has/has not said



No Insights yet on...

- How will they address Special Education costs (14% OSD)
- Fully funding Regional Transportation

Some insights on...

- Fully funding McKinney-Vento
- Funding Student Opportunity Act
- Funding Circuit Breaker (not sure what rate)

Estimated shortfall right now -
\$1,674,345.86

Note: When first brought to the School Committee in November, that was over \$3,100,000, and level services was over \$1,300,000

Common thoughts that are either incorrect, misguided, or hurt our school system



- “We need the State to fix this. Let’s organize!”
- “They are too top heavy... just cut administrators.”
- “This is just a scare tactic.”
- “What about (fill in a specific budget item)... why do they need that?”
- “They are going to need to adjust their budget.”
- “This is happening too quickly... why didn’t we know about this.”

What happens in the district if an
override is needed and it fails?

Failed budget, what to expect:



- **The loss of \$1,674,345.86** in this current budget:
- If 1 teacher = \$65,000; that is cutting **25.8 teachers** or position equivalencies
- Already raised fees for Before/After School and Athletics, so that is not a viable source.
- **Cutting regional transportation** (minimal benefit since there is a reimbursement)
- **Class sizes will balloon**, especially at secondary and late elementary
- We will put everything left from ESSER (Elementary and Secondary School Emergency Relief) to help for one more year (that will cause a deficit the following year, and continue to dig the financial hole)
- Potentially using some stabilization again (which also adds to the financial hole)

Are other districts in the
same place?

How are we compared to other districts?



- Every small district and regional district is in tough shape this year.
- Big difference for PRSD was that we are coming off big cuts after a failed override.
- The smallest increase we know of (locally) so far is 4.5% and the highest is north of 6.3%.
- Some districts shared amount shortfall, and one at a \$2.5M shortfall after looking at adjustments (which is about where PRSD had started)

Here are some *Daily News Headlines...*

Port schools looking at \$500K increase in special ed costs

(12/21/22)

(Addressing the OSD, 14% increase)

Newburyport school superintendent presents \$40.1M budget proposal
(1/18/23)
(\$4.9M more than current budget for level services)

Triton superintendent hoping for no budget cuts

(1/24/23)

(Trying to address increasing costs, \$900K in new out of district special education expenses, and other factors just to maintain level services)

FY 24 Budget Process

Budget Process Timeline



- **Within next 2 weeks:** Budget books distributed to Towns, School Committee, and posted on website
- **February 14th** - Public Hearing on PRSD Budget
- **March 1st:** Currently the date when we are expecting to see the Governor's Budget.
- **March 7th (at the latest):** School Committee votes a budget #
- **Mid-March** - Budget #s certified by Treasurer and sent to Pentucket Towns (override known or not at that point)
- **Monday, April 24th** - Town Meetings (budget/potential override vote)
- **Monday, May 1st** - Town elections (potential override vote)

Note: Meeting monthly with Town Administrators and also started budget conversation publicly on November 1st.

Meeting packet for West Newbury Finance Committee on March 8, 2023

What happens next?



We need more budget information to come to us

- Health insurance costs (March)
- Governor's Budget (March 2nd is the last date)
- Chapter 70 funds

Our budget will continue to be refined as these numbers adjust

How can you help?

- Advocate with our legislators/Governor/Lt. Governor (in person, mail, on the phone, or emails)
- Immediate Specific areas:
 - 14% OSD
 - Fully funding regional transportation
 - Fully funding circuit breaker
- Long-Term areas:
 - Chapter 70 Funding Formula
 - Increasing Circuit Breaker
 - Reviewing state laws pertaining to special education in order to secure proper funding for all special education students.
- Help spread the facts and realities and challenge those who spread falsities. We all want what is best for our communities.



Senator Bruce Tarr
Bruce.Tarr@masenate.gov



Senator Barry Finegold
Barry.Finegold@masenate.gov



Representative Adrienne Ramos
Adrienne.Ramos@mahouse.gov



Representative Dawne Shand
Dawne.Shand@mahouse.gov

Fact: While people can debate the merits of Town finances and PRSD finances, the fact is that if an override is needed and if all Towns do not pass it, one entity will be in horrific financial trouble.

PRSD Budget Website

www.pentucketbudget.com

VISIT THE OFFICIAL DISTRICT WEBSITE

P PENTUCKET REGIONAL SCHOOL DISTRICT
Official Budget Website

HOME AGENDAS & MINUTES IMPORTANT DATES RESOURCES ▾ FAQs NEWS CONTACT

Q

BUDGET QUESTIONS?

Welcome to the Pentucket Regional School District budget site. We encourage you to use this site to learn more about the District's finances and challenges, and to stay up to date with District budget meetings.

[Visit the FAQs](#)

IMPORTANT DATES

JAN	6:00 pm - 8:00 pm
24	Joint Meeting with Town Managers, Board of Selectmen and Finance Committee Members RE: FY24 Budget
MAR	All day
2	Governor's Budget Deadline
MAY	All day
1	Town Elections

[View Calendar](#)

Next Meeting - Wednesday March 8, 2023

NSSRT

North Shore Superintendents' Round Table

Her Excellency Governor Maura Healey
Her Honor Lt. Governor Kim Driscoll

Massachusetts State House
24 Beacon St.
Office of the Governor
Room 28
Boston, MA 02133

By mail and by email.

Dear Governor Healey and Lt. Governor Driscoll:

We are writing to you today to raise a serious matter that, if left unaddressed, will have an immediate adverse effect on public education in every community in Massachusetts.

The [Operational Services Division \(OSD\) of the State's Executive Office of Administration and Finance](#) approved special education private school tuition rates **should increase by 14% in FY24**. For the last 13 years the OSD rate increase averaged **under 2% annually**, so a rate increase of 14% for the next school year will significantly and negatively impact all FY24 budgets in Massachusetts public school districts that send students to out-of-district placements in approved special education schools.

To put this in perspective, the average, unexpected additional cost to school districts on the North Shore is \$479,348.53. The lowest increase to one of our districts (a single elementary school) is just under \$20,000, while the most expensive cost for one of our larger districts is barely under \$2,000,000. At no point were superintendents or public educational professionals consulted in this adjustment. Had we been, we would have pointed out that for the average district on the North Shore, this increase essentially equates to approximately 7.5 teaching positions needing to be cut to offset the increase.

If this increase is allowed to be passed down to the school districts, it will result, as soon as this July, in teacher layoffs, existing program cuts, across-the-board fee increases, additional requests for local property tax overrides, and, come fall, larger class sizes in innumerable communities throughout the Commonwealth.

This is a shocking and unprecedented rate increase. Our school districts simply cannot absorb such an increase to pay private (and in many cases for-profit) institutions.

Certainly, all schools, public and private, are facing the pressure of this generational period of inflation. It is, however, unreasonable and unsustainable to expect local communities to pick up such a significant increase when local budgets may only be able to afford a fraction of that increase in FY24 without overriding Proposition 2 ½ or making massive cuts and layoffs.

Approved special education schools in Massachusetts provide a valuable and important service and education to many students throughout the Commonwealth, and we appreciate and acknowledge the wonderful work of our colleagues in the private school setting. But a tuition increase of 14% will inevitably mean a reduction in services to general education students and in-district special education students unless there is a corresponding and significant increase in state funding for FY24 and beyond.

Therefore, the request being made by the North Shore Superintendent Roundtable, is that 12% of OSD's unprecedented 14% cost be covered through additional state funding. Historically, we would have been prepared to cover the less than 2% average annual increase we have seen over the past thirteen years, hence the request for 12% support.

We have attached a list of Frequently Asked Questions ([FAQ](#)) for additional information on this matter. It is our sincere hope that we can arrive at a tuition number that will aid and benefit all students and not harm a great number of children whose educations would certainly be disrupted by such a tuition increase left to be funded by school districts alone. We favor a fair and balanced approach.

We would be happy to discuss this further with you at your convenience.

Sincerely,

North Shore Superintendent Round Table Superintendents

1. Dr. Justin Bartholomew - Pentucket Regional School District
2. Brian L. Forget - Triton Regional School District
3. Pamela Beaudoin - Manchester Essex Regional School District
4. Eric Tracy - Hamilton-Wenham Regional School District
5. Scott R. Morrison, Ed.D. - Tri-Town School Union
6. Josh Vadala - Peabody Public Schools
7. Stephen Zrike- Salem Public Schools
8. Mary Wermers - Danvers Public Schools
9. Pamela R.H. Angelakis - Swampscott Public Schools
10. Kristen S. Vogel- Lynnfield Public Schools
11. John Buckey - Marblehead Public Schools
12. Dr. Brian J. Blake - Ipswich Public Schools
13. Maureen Lynch - Whittier Regional Vocational Technical High School
14. Carol Jacobs - Georgetown Public Schools

15. Elizabeth McAndrews - Amesbury Public Schools
16. Dr. Michael M. Harvey - Masconomet Regional School District
17. Priya Tahiliani - Everett Public Schools
18. Ben Lummis - Gloucester Public Schools
19. Dr. Mark Branco - Rockport Public Schools
20. Dr. Almi G. Abeyta - Chelsea Public Schools
21. Lisa A. Howard- Winthrop Public Schools
22. Sean Gallagher - Newburyport Public Schools
23. Dr. Suzanne Charochak - Beverly Public Schools

Town Manager

From: Bartholomew, Justin <jbartholomew@prsd.org>
Sent: Friday, February 24, 2023 9:58 AM
To: SchoolCommittee; Carol McLeod - Finance; Rebecca Oldham; Town Manager
Cc: James Day; Stephanie Dembro; Terrence Conant; Brent Conway; Emily Puteri; Brenda Erhardt; Jonathan Seymour; Niles, Krista; Tara Ellis; Brandon Bates; Sabrina Simone (Giannattasio)
Subject: Budget Information
Attachments: Groveland 850K Override.png; Merrimac 800K Override.png

Good Morning School Committee Members and Town Administrators,

As you may know, the State released the "cherry sheets" so we have a more clear view of what is happening. Generally, it is not good for PRSD or most districts that have traditionally been abandoned by the state through the Chapter 70 formula. Obviously we are already working on numbers and presentations so that you have information as early as possible, but here is some quick information:
 Sobering Facts (from my colleague in Triton and verified by Greg)

1. Over **71% of all new Chapter 70** money is going to 32 (**10%)of districts** in the Commonwealth
2. Almost **93% of all new Chapter 70** money is going to 106 (or **33% of districts** in the Commonwealth
3. 212, or **67% of all districts** in the Commonwealth are **sharing a total combined 7% of all new Chapter 70 money**

A very important/sad state of things which makes me wonder what our legislators are waiting for and "what are they doing for us?": The PRSD Chapter 70 increase was 0.51%. We all know the cost increases for the upcoming year (utilities, inflation, etc.) far exceed that number with projected inflation around 9.1% and utilities going up around 15-20%. So, when you use the above 3 facts in conjunction with this, it is clear that the Commonwealth is not paying attention to what is happening in communities and districts like ours.

Some other information to consider: At this point, the state contributes only 32.3% to our Operational Budget for FY24. That is horrifying. There is a bill ([SD987](#)) put forth by Senator Lewis: *An Act increasing the Commonwealth's share of the education foundation budget* to move the local/state split of Chapter 70 funding incrementally from 59/41 to 54/46. Clearly this would be helpful for our three towns and avoids the whole debate about "what is wrong with the formula" which nobody seems prepared to address.

Finally, below is a table that lays out what the costs would be to homeowners if the \$1.67M shortfall remains AND if overrides are sought by Groveland and Merrimac.

Table: Shows what the shortfall cost to each Pentucket Town would be based on the \$1.67M shortfall compared to the 3%. This table also used the DLS website (see images below for Groveland and Merrimac) to project out what the average monthly increase would be to homeowners with a guesstimated override number that would cover the shortfall for each town. West Newbury, though they have a shortfall, I am guessing they would just absorb it and not need an override for the \$28,504.83.

	Budget # based on the \$1.67M shortfall	3% (typical increase)	Difference (what a potential override could be)	Average cost per house per month	Assumptions
Groveland	\$ 1,150,628.93	██████████	██████████	██████████	██████████ ██████████
West Newbury	\$ 250,764.83	██████████	██████████	██	██████████ ██████████

Merrimac	\$ 1,047,530.24	[REDACTED]	[REDACTED]	[REDACTED]	[REDACTED]
----------	-----------------	------------	------------	------------	------------

All of this is factual information and I will certainly discuss it at our 3/7 meeting, but I wanted you to have an early view and idea of how the "cherry sheets" impacted our three Towns. Obviously there will be plenty more to come, and already superintendents in the North Shore are livid (not surprisingly).

~ Justin

--
Dr. Justin Bartholomew
Pentucket Regional School District
Superintendent of Schools
22 Main Street
West Newbury, MA 01985
978.363.2280 x132

The Right-To-Know Law provides that most e-mail communications, to or from School District employees regarding the business of the School District, are government records available to the public upon request. Therefore, this e-mail communication may be subject to public disclosure. This e-mail is intended solely for the person or entity to which it is addressed and may contain confidential and/or privileged information. Any review, dissemination, copying, printing, or other use of this e-mail by persons or entities other than the addressee is strictly prohibited. If you receive this e-mail in error, please notify the sender immediately and delete the material from any device.

Town Manager

From: Rebecca Oldham <ROldham@Grovelandma.com>
Sent: Friday, February 24, 2023 12:25 PM
To: Bartholomew, Justin; SchoolCommittee; Carol McLeod - Finance; Town Manager
Cc: James Day; Stephanie Dembro; Terrence Conant; Brent Conway; Emily Puteri; Brenda Erhardt; Jonathan Seymour; Niles, Krista; Tara Ellis; Brandon Bates; Sabrina Simone (Giannattasio)
Subject: RE: Budget Information

Hi Justin,

Thank you for sharing this information and thank you for taking my call earlier this morning. The news is definitely disappointing. That being said, I do want to reiterate a 3% assessment assumption is an assumption that should not be made. It should also not be included in any charts shared with the public and community. The school provides the assessment number and should not be providing a breakdown of how each of the three towns contribute. Other than their allocation based on enrollment. Historic data shows there is a range of what each Town has been able to contribute over the years. The school should also not assume what our override number should be. The Towns are responsible for determining our fiscal management. It is our responsibility to present any override number to the public. If the school shares information based on their data only it could have adverse effects for all.

I appreciate your communication about the current fiscal situation and your partnership as we work together to provide what is needed for our students and our residents.

Sincerely,
-Rebecca

Rebecca Oldham | Town Administrator

Town of Groveland, 183 Main Street Groveland, MA 01834
(978) 556-7204 | ROldham@grovelandma.com

The Secretary of the Commonwealth's Office has determined that most e-mails to and from municipal offices and officials are public records. Consequently, confidentiality should not be expected.

From: Bartholomew, Justin <jbartholomew@prsd.org>
Sent: Friday, February 24, 2023 9:58 AM
To: SchoolCommittee <schoolcommittee@prsd.org>; Carol McLeod - Finance <cmcleod@townofmerrimac.com>; Rebecca Oldham <ROldham@Grovelandma.com>; Town Manager <townmanager@wnewbury.org>
Cc: James Day <day@prsd.org>; Stephanie Dembro <sdembro@prsd.org>; Terrence Conant <tconant@prsd.org>; Brent Conway <bconway@prsd.org>; Emily Puteri <EPuteri@prsd.org>; Brenda Erhardt <berhardt@prsd.org>; Jonathan Seymour <seymour@prsd.org>; Niles, Krista <kniles@prsd.org>; Tara Ellis <tellis@prsd.org>; Brandon Bates <bbates@prsd.org>; Sabrina Simone (Giannattasio) <ssimone@prsd.org>
Subject: Budget Information

Good Morning School Committee Members and Town Administrators,

As you may know, the State released the "cherry sheets" so we have a more clear view of what is happening. Generally, it is not good for PRSD or most districts that have traditionally been abandoned by the state through the Chapter 70 formula. Obviously we are already working on numbers and presentations so that you have information as early as possible, but here is some quick information:
Sobering Facts (from my colleague in Triton and verified by Greg)



PENTUCKET REGIONAL SCHOOL DISTRICT
Official Budget Website



MENU

- HOME
- IMPORTANT DATES
- HELPFUL DOCUMENTS
- MEETING RECORDINGS
- GLOSSARY OF TERMS
- FAQS
- NEWS
- CONTACT



FAQS

^ HOW DOES THE DISTRICT DEVELOP THE BUDGET?

The District begins crafting the budget for the coming year in late fall. Administrators and building principals develop lists of their needs and wishes. These lists are reviewed and refined by the District’s Finance Team with the goal of fulfilling our vision and obtaining the best educational outcomes for our students.

At the same time, District leaders work collaboratively with officials in our sending communities of Groveland, Merrimac, and West Newbury to understand more about their challenges within the confines of Proposition 2 ½.



Search

RECENT NEWS

Pentucket Regional School Committee Invites community to attend public hearing on 2023-2024 school Budget

Pentucket Spotlight on Excellence:

The School Committee reviews these proposals, and votes on a final budget number.

▼ **WHAT IS PROPOSITION 2 ½?**

▼ **WHAT ARE THE CHALLENGES?**

▼ **WHAT IS THE CURRENT STATE OF NEXT YEAR'S PROPOSAL?**

▼ **WE'RE SPENDING MONEY ON A NEW SCHOOL. WHY CAN'T THAT MONEY BE USED?**

▼ **YOU ALWAYS SEEM TO "FIGURE IT OUT." WHY CAN'T YOU WORK WITH THE BUDGET YOU HAVE?**

▼ **WHY DOESN'T PENTUCKET ALLOW SCHOOL CHOICE TO BRING IN MORE MONEY?**

Community

Members

Revitalize Page

School Library

Pentucket Regional

School District

Launches New

Budget

Information Portal

Pentucket

Spotlight on

Excellence:

Donaghue School

Enrichment

Programs

Pentucket

Spotlight on

Excellence:

Merrimac Schools

Give Back to the

Community

SUBSCRIBE TO

NEWS VIA EMAIL

E-mail Address:

Unsubscribe Me

Categories /

Taxonomies

All categories

► Categories

Subscribe Me

✓ **IF THE OVERRIDE PASSES THIS YEAR, WILL WE NEED TO KEEP PASSING OVERRIDES EVERY YEAR?**

✓ **WHAT CAN WE DO TO HELP?**

Copyright © 2023 Pentucket Regional School District, Official Budget Website. | Site Design by John Guilfoil Public Relations

Town Manager

From: Bartholomew, Justin <jbartholomew@prsd.org>
Sent: Monday, February 6, 2023 9:25 AM
To: Town Manager
Cc: Greg Labrecque
Subject: Re: PRSD trend info

Hi Angus,

Here is a link to some [work I had done last year](#) on this and used as one of the key points for the FY23 budget.

I would think this meets most of the questions he is asking, plus it compares PRSD to the other CAL and DART districts.

~ Justin

On Tue, Jan 31, 2023 at 11:53 AM Town Manager <townmanager@wnewbury.org> wrote:
Begin forwarded message:

From: Christopher Wile <chriswile@hotmail.com>
Date: January 31, 2023 at 11:31:41 AM EST
To: Town Manager <townmanager@wnewbury.org>
Subject: Re: PRSD trend info

Hi Angus-

I think it would be helpful to see the numbers for the school district budget over the last 10-12 years as well as the number of students associated with each year. It would also be helpful to see the cost per student cost which we could easily calculate or they could do that if they prefer. I think that it is basically what I would like to see.

Thank you
Chris

From: Town Manager <townmanager@wnewbury.org>
Sent: Tuesday, January 31, 2023 11:24 AM
To: Chris Wile <chriswile@hotmail.com>
Subject: PRSD trend info

Can you write up the year-over-year data request you suggested following last week's mtg (re per-pupil spending, etc)? I want to be sure I'm asking Justin and Greg for what you're looking for. Thanks

Angus Jennings, Town Manager
Town of West Newbury
Town Office Building
381 Main Street
West Newbury, MA 01985
(978) 363-1100 x111
townmanager@wnewbury.org

	BOLD = CAL (and former)		* = DART District		Bordering District										13 year AVG	13 Year AVG Rank	5 Year Average	5 Year AVG Rank
	FY08 PPE	FY09 PPE	FY10 PPE	FY11 PPE	FY12 PPE	FY13 PPE	FY14 PPE	FY15 PPE	FY16 PPE	FY17 PPE	FY18 PPE	FY19 PPE	FY20 PPE					
Amesbury	\$ 11,567.92	\$ 12,154.19	\$ 12,383.74	\$ 12,965.86	\$ 12,376.53	\$ 13,036.27	\$ 13,243.58	\$ 13,771.87	\$ 14,580.21	\$ 15,865.50	\$ 16,455.64	\$ 17,844.18	\$ 17,828.33	7	\$ 14,159.52	6	\$ 16,514.77	6
Georgetown	\$ 8,242.66	\$ 8,594.71	\$ 9,147.93	\$ 9,871.00	\$ 10,511.28	\$ 11,056.35	\$ 11,802.12	\$ 12,601.51	\$ 13,097.31	\$ 13,482.94	\$ 14,554.25	\$ 15,640.16	\$ 15,812.14	10	\$ 11,878.03	13	\$ 14,517.36	11
Grafton*	\$ 9,179.64	\$ 9,265.06	\$ 9,860.07	\$ 9,904.63	\$ 10,063.56	\$ 10,110.64	\$ 10,614.09	\$ 11,043.15	\$ 11,408.64	\$ 12,199.76	\$ 12,757.66	\$ 13,207.84	\$ 13,574.29	14	\$ 11,014.54	14	\$ 12,629.64	14
Hamilton-Wenham*	\$ 12,616.49	\$ 13,954.60	\$ 14,218.51	\$ 14,545.70	\$ 14,759.03	\$ 15,056.82	\$ 15,186.82	\$ 15,956.10	\$ 16,785.28	\$ 17,513.18	\$ 18,362.04	\$ 19,437.61	\$ 18,725.84	3	\$ 15,932.16	1	\$ 18,164.79	2
Hanover*	\$ 10,120.58	\$ 10,458.22	\$ 10,613.09	\$ 10,964.91	\$ 10,857.39	\$ 11,261.36	\$ 11,817.93	\$ 12,473.93	\$ 13,526.15	\$ 13,968.83	\$ 14,615.48	\$ 14,652.20	\$ 14,912.26	13	\$ 12,326.33	11	\$ 14,334.98	12
King Philip*	\$ 11,059.47	\$ 11,703.03	\$ 11,742.04	\$ 11,936.37	\$ 12,409.82	\$ 12,854.91	\$ 13,433.35	\$ 13,883.56	\$ 14,342.48	\$ 15,273.42	\$ 16,292.94	\$ 16,959.88	\$ 18,504.75	5	\$ 13,876.62	7	\$ 16,274.69	7
Longmeadow*	\$ 11,613.94	\$ 12,173.45	\$ 12,158.03	\$ 12,562.93	\$ 13,109.97	\$ 13,695.04	\$ 14,008.39	\$ 14,385.39	\$ 14,856.02	\$ 15,149.45	\$ 15,263.29	\$ 15,664.74	\$ 15,532.39	12	\$ 13,859.46	8	\$ 15,293.18	10
Marshfield*	\$ 10,045.35	\$ 10,253.38	\$ 10,054.27	\$ 10,775.69	\$ 11,003.33	\$ 11,423.59	\$ 11,946.50	\$ 12,709.00	\$ 12,646.05	\$ 13,301.05	\$ 14,009.66	\$ 14,582.04	\$ 15,650.72	11	\$ 12,184.66	12	\$ 14,037.90	13
Masconomet*	\$ 12,171.54	\$ 11,979.39	\$ 12,718.47	\$ 12,849.81	\$ 13,093.65	\$ 13,373.55	\$ 14,265.65	\$ 15,422.23	\$ 16,694.21	\$ 18,063.86	\$ 18,654.86	\$ 19,743.08	\$ 20,536.41	1	\$ 15,351.29	2	\$ 18,738.48	1
Newburyport*	\$ 12,199.18	\$ 12,523.19	\$ 12,938.21	\$ 13,368.71	\$ 13,622.09	\$ 13,480.72	\$ 14,072.83	\$ 14,165.06	\$ 15,306.62	\$ 15,894.05	\$ 16,851.68	\$ 17,915.03	\$ 18,015.52	6	\$ 14,642.53	3	\$ 16,796.58	5
North Reading*	\$ 9,907.72	\$ 10,888.46	\$ 11,108.28	\$ 11,941.21	\$ 12,498.40	\$ 13,471.04	\$ 13,291.02	\$ 14,137.48	\$ 14,503.96	\$ 15,223.65	\$ 15,865.73	\$ 17,218.63	\$ 17,378.94	8	\$ 13,648.81	9	\$ 16,038.18	8
Pentucket	\$ 10,124.13	\$ 10,821.99	\$ 10,751.16	\$ 11,188.58	\$ 11,821.13	\$ 12,327.19	\$ 12,860.73	\$ 13,869.36	\$ 14,804.52	\$ 15,194.44	\$ 15,671.90	\$ 16,407.40	\$ 16,305.09	9	\$ 13,242.12	10	\$ 15,676.67	9
Sandwich*	\$ 10,808.82	\$ 11,165.02	\$ 11,333.24	\$ 11,410.27	\$ 12,086.88	\$ 13,328.52	\$ 14,118.94	\$ 15,012.47	\$ 15,628.43	\$ 16,223.75	\$ 17,460.48	\$ 18,707.29	\$ 19,030.81	2	\$ 14,331.92	5	\$ 17,410.15	3
Triton	\$ 10,791.67	\$ 11,263.00	\$ 11,503.00	\$ 12,458.75	\$ 12,748.48	\$ 13,451.08	\$ 14,209.76	\$ 14,986.68	\$ 15,802.26	\$ 16,322.89	\$ 16,877.00	\$ 18,218.32	\$ 18,636.22	4	\$ 14,405.32	4	\$ 17,171.34	4
MA State Avg.	\$ 12,444.84	\$ 13,003.91	\$ 13,047.92	\$ 13,353.60	\$ 13,636.93	\$ 14,023.09	\$ 14,520.87	\$ 14,942.16	\$ 15,488.38	\$ 15,923.53	\$ 16,506.27	\$ 17,131.06	\$ 17,575.17		\$ 14,738.29		\$ 16,524.89	
CAL AVG	\$ 11,071.03	\$ 11,622.51	\$ 12,002.59	\$ 12,571.58	\$ 12,801.35	\$ 13,275.12	\$ 13,724.54	\$ 14,434.42	\$ 15,252.84	\$ 16,052.30	\$ 16,803.03	\$ 18,002.43	\$ 18,133.34		\$ 14,288.24		\$ 16,848.79	
Bordering AVG	\$ 10,700.36	\$ 11,133.77	\$ 11,493.22	\$ 12,166.08	\$ 12,314.60	\$ 12,756.11	\$ 13,332.07	\$ 13,881.28	\$ 14,696.60	\$ 15,391.35	\$ 16,184.64	\$ 17,404.42	\$ 17,573.05		\$ 13,771.35		\$ 16,250.01	
PRSD PPE - MA AVG PPE	\$ (2,320.71)	\$ (2,181.92)	\$ (2,296.76)	\$ (2,165.02)	\$ (1,815.80)	\$ (1,695.90)	\$ (1,660.14)	\$ (1,072.80)	\$ (683.86)	\$ (729.11)	\$ (834.37)	\$ (723.66)	\$ (1,270.08)		\$ (1,496.16)		\$ (848.22)	
PRSD PPE - CAL AVG PPE	\$ (946.90)	\$ (800.52)	\$ (1,251.43)	\$ (1,383.00)	\$ (980.22)	\$ (947.93)	\$ (863.81)	\$ (565.06)	\$ (448.32)	\$ (857.86)	\$ (1,131.13)	\$ (1,595.93)	\$ (1,828.25)		\$ (1,046.11)		\$ (1,172.12)	
PRSD PPE - Bordering Districts	\$ (576.23)	\$ (311.78)	\$ (742.06)	\$ (977.50)	\$ (493.47)	\$ (428.92)	\$ (471.34)	\$ (11.92)	\$ 107.92	\$ (196.91)	\$ (512.74)	\$ (997.02)	\$ (1,267.96)		\$ (529.22)		\$ (573.34)	

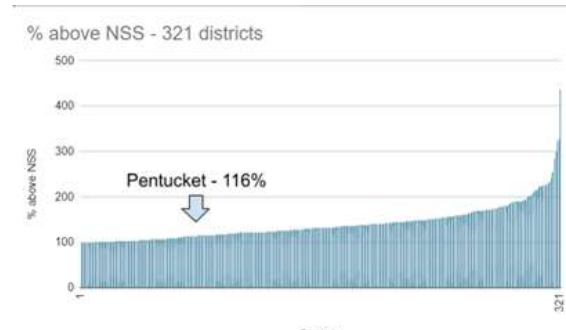
	FY 20	13 Year AVG	5 Year AVG
FY20 MA PPE budget shortfall	\$ (2,869,110.72)	\$ (3,379,834.13)	\$ (1,916,119.94)
FY20 CAL PPE budget shortfall	\$ (4,130,023.20)	\$ (2,363,164.48)	\$ (2,647,811.33)
FY20 Bordering PPE budget shortfall	\$ (2,864,327.29)	\$ (1,195,519.28)	\$ (1,295,180.71)
<i>(based on Jan PRSD stu pop: 2259)</i>			
	PPE difference	Budget Difference	
FY20 Triton PPE	\$ (2,331.13)	\$ (5,266,022.67)	
FY20 North Reading PPE	\$ (1,073.85)	\$ (2,425,827.15)	

BOLD = CAL (and former) * = DART District
 Bolding District (excluding Haverhill)

FY20 Net School Spending Requirements - Percent above minimum requirement

	FY08	FY09	FY10	FY11	FY12	FY13	FY14	FY15	FY16	FY17	FY18	FY19	12 Year Average	12 Year Rank	8 Year Average	8 Year Rank	5 Year Average	5 Year Rank
Amesbury	15.00%	13.00%	16.00%	20.00%	24.00%	27.00%	24.00%	26.00%	28.00%	32.00%	35.00%	37.00%	24.75%	5	28.00%	6	31.60%	6
Georgetown	3.00%	4.00%	1.00%	0.00%	14.00%	11.00%	11.00%	12.00%	15.00%	16.00%	19.00%	21.00%	10.58%	12	13.50%	10	16.60%	10
Grafton*	5.00%	3.00%	5.00%	1.00%	4.00%	6.00%	5.00%	10.00%	12.00%	14.00%	16.00%	20.00%	8.42%	14	11.00%	13	14.40%	12
Hamilton-Wenham*	40.00%	59.00%	49.00%	45.00%	42.00%	46.00%	41.00%	51.00%	53.00%	60.00%	65.00%	69.00%	51.67%	1	53.13%	1	59.60%	1
Hanover*	15.00%	14.00%	14.00%	13.00%	14.00%	11.00%	10.00%	15.00%	20.00%	22.00%	25.00%	24.00%	16.42%	8	17.75%	8	21.20%	9
King Philip*	13.00%	12.00%	4.00%	13.00%	7.00%	13.00%	9.00%	10.00%	13.00%	13.00%	16.00%	17.00%	11.67%	11	13.00%	12	13.80%	13
Longmeadow*	26.00%	30.00%	30.00%	31.00%	34.00%	34.00%	32.00%	41.00%	44.00%	48.00%	50.00%	48.00%	37.33%	2	40.38%	3	46.20%	3
Marshfield*	13.00%	10.00%	38.00%	8.00%	6.00%	6.00%	5.00%	6.00%	3.00%	6.00%	7.00%	7.00%	9.58%	13	6.63%	14	5.80%	14
Masconomet*	18.00%	17.00%	7.00%	13.00%	12.00%	11.00%	15.00%	20.00%	32.00%	39.00%	45.00%	50.00%	23.25%	6	28.75%	5	37.20%	5
Newburyport*	19.00%	27.00%	26.00%	6.00%	39.00%	25.00%	36.00%	40.00%	44.00%	58.00%	62.00%	63.00%	37.08%	3	43.38%	2	53.40%	2
North Reading*	11.00%	14.00%	14.00%	14.00%	16.00%	18.00%	17.00%	20.00%	21.00%	25.00%	30.00%	33.00%	19.42%	7	21.88%	7	25.80%	7
Pentucket	13.00%	16.00%	9.00%	10.00%	9.00%	11.00%	11.00%	12.00%	12.00%	15.00%	15.00%	16.00%	12.42%	10	13.13%	11	14.00%	11
Sandwich*	15.00%	20.00%	18.00%	20.00%	20.00%	19.00%	23.00%	29.00%	31.00%	39.00%	45.00%	52.00%	27.58%	4	31.63%	4	39.20%	4
Triton	12.00%	14.00%	5.00%	9.00%	10.00%	10.00%	9.00%	15.00%	17.00%	23.00%	26.00%	29.00%	14.92%	9	17.63%	9	22.00%	8
MA State Avg.	15.00%	16.00%	14.00%	15.00%	15.00%	15.00%	16.00%	16.00%	20.00%	23.00%	26.00%	26.00%	18.33%		20.00%		22.80%	
CAL Avg.	16.86%	21.14%	16.86%	15.29%	15.57%	18.86%	19.57%	23.43%	28.00%	32.57%	36.00%	37.14%	23.44%		26.39%		31.43%	
Bordering District Avg	12.25%	14.50%	12.00%	8.75%	13.25%	15.00%	17.75%	20.50%	26.00%	31.50%	35.50%	37.75%	20.40%		24.66%		30.25%	

	12 Year Avg	8 Year Avg	5 Year AVG	FY19
MA % difference	-5.92%	-6.88%	-8.80%	-10.00%
CAL % difference	-11.02%	-13.27%	-17.43%	-21.14%
Border districts % difference	-7.98%	-11.53%	-16.25%	-21.75%
Triton % difference	-2.50%	-6.88%	-11.40%	-17.00%
North Reading % difference	-7.00%	-18.50%	-20.40%	-15.00%



Regional School Overrides since 2008

	Attempted Since	Overrides Passed
Groveland	0	0
West Newbury	2	2
Merrimac	3	2
Newbury (Triton)	2	1
Rowley (Triton)	2	0
Salisbury (Triton)	2	1
Boxford (Masco)	4	4
Middleton (Masco)	1	0
Topsfield (Masco)	4	3
Hamilton (H-W)	2	2
Wenham (H-W)	5	5
Norfolk (King Phillip)	0	0
Plainville (King Phillip)	1	1
Wrentham (King Phillip)	0	0

District Breakdowns

District Name	Total Enrollment #	Eco. Dis. %	SWD %	ELL %
<u>Grafton*</u>	3,121	15	20.1	2
Hamilton-Wenham	1,690	7	19	0.8
<u>Hanover*</u>	2,614	9	18.4	1
<u>King Philip*</u>	1,946	11	17.1	0.4
<u>Longmeadow*</u>	2,751	10	18.1	0.4
<u>Marshfield*</u>	3,760	14	18.9	1.2
Masconomet*	1,684	8	18.6	0.2
Newburyport*	2,126	12	19.3	2.2
North Reading*	2,309	10	18.1	0.5
Pentucket*	2,224	13	21.3	0.4
<u>Sandwich*</u>	2,326	20	19.4	0.9
Triton	2,176	25.1	17.4	1.1
Amesbury	1,852	28.3	22.2	2.1
Georgetown	1,218	11.1	17.2	0

Bordering District
 * DART district
CAL (new/former)